



Have-A-Go Play Pack!

Let's play and see what happens!

Explore puzzles, makes and colourings in...



For preschoolers aged 3-5
EYFS linked



Wussywat's Have-A-Go Play Pack!

For wee ones...

Find your crayons and a comfy cushion, and cosy up with puzzles, colourings in and have-a-go activities from Wussywat and his garden friends. Let's play and see what happens!

For grown ups...

We've put together a collection of activities for your wee one to enjoy and we hope you have fun exploring them together. Sometimes they might need a little help, maybe some glue or sticky tape or a hand with some cutting with scissors. The tips for each activity are just suggestions but we're curious to see what your little ones come up with!

For preschool settings...

All of these activities have links to the EYFS framework, so you can easily see where they fit into your setting's curriculum planning. The pages are photocopiable for use within your setting, and are really fun enlarged onto B1G sheets of paper so groups of little ones can explore together. Most of the activities need some basic resources like glue, colouring pens/pencils, paint or tape, and are designed so you can improvise and adapt them for your children.



Wussywat draws on the Growth Mindset approach to little ones' development, encouraging a have-a-go attitude to learning. Find out more about Growth Mindset at CBeebies: <http://www.bbc.co.uk/cbeebies/shows/wussywat-the-clumsy-cat>



Wussywat's Have-A-Go Play Pack!

Pondy Maze



Can you help
Duckadile get back
to his pond?

Let's play outside! Find some garden canes, a hosepipe and some flower pots. Can you help your little one to build a maze?




Ask your little one how they know they've made a wrong turn... Who do they meet along the way?



Painty-Print Tracks

Can you guess who made
these tracks?



Cutting with scissors can be tricky, but it's a really important skill. Supporting your preschooler to explore different shapes and marks with a variety of textures and tools will help their long-term development!

Make your own tracks!

You will need some kitchen sponges, some paper, a marker pen, paint, a brush, a pair of scissors and a grown up to help you!

1. Using the marker pen, draw a foot shape onto the sponge;
2. Ask your grown up to carefully cut out all of the sponge around the foot shape;
3. Splodge your paint onto the sponge then press firmly onto the paper... Lift it up carefully, what can you see?

Wussywat's Have-A-Go Play Pack!



Thinky Colourings In


Colouring or painting provides a great opportunity for wee ones to talk and use their imaginations... Prompt them with exploring questions, like what kind of tree did the leaves come from? What will Wussywat play next?

What are you
thinking about
Wussywat?



Spot the Snails

Preschoolers can practise their counting by spotting the snails but also other objects in the picture... Why not go outside and see what groups of objects you can find?



Counting Song

Wussywat has come up with a very clever counting song that helps him count to ten. Would you like to try?


"1 paw, 2 paws, 3 and 4, now my eyes are 5 and 6, then my ears, 7 and 8, here's my nose for number 9, and then my tail, to end it's 10!"



Read the song to your little one and challenge them to point to all the parts of their body! Let's have a go and see what happens!

Patterny Colourings In

Hello Ortus! I like
the patterns on
your shell...



Older preschoolers may be able to spot the shapes on Ortus' shell, or colour in a repeating pattern...




Guess Who?



It's dusk in the garden and Wussywat, Oggy and Duckadile have found a torch and are busy exploring shadows... Can you guess the character from their shadow?



Find a torch and see what shadows YOU can make with your wee one on the wall! What shadows can they see if they look around?



Umbrella, sunshade or den?

Why not explore what an umbrella could be used for? It's not just for rainy days!





EYFS Links for Preschools & Childcare Settings



Wussywat's way of playing is child-led, by exploring and learning by having-a-go. It follows the principles of 'Growth Mindset' that is being used in preschools and schools across the UK. The activities in this pack link to certain aspects of the EYFS for children aged between 36-60+ months, so you can see how they fit in with your curriculum planning.

For more info, visit: www.early-education.org.uk

Characteristics of Effective Learning:

Playing & exploring - (engagement) Finding out & exploring, playing with what they know, being willing to 'have a go';

Wussywat is all about 'having-a-go' and learns through his clumsy mistakes. He explores new things with his friends in the garden and they help him work problems out.

Active learning - (motivation) Being involved & concentrating, keep trying, enjoying achieving what they set out to do.

In every episode Wussywat usually experiences three clumsy moments before he has a clever experience that resolves the problem or challenge. His friends encourage and guide him, keeping him motivated to keep trying.

Creating & thinking critically - (thinking) Having their own ideas, making links, choosing ways to do things.

Wussywat's have-a-go play pack was designed to be a launch pad for lots and lots of new ideas! Each activity has a suggested way of engaging and exploring with it but it is up to each wee one to decide what they might like to do. Just like with Wussywat, they should be encouraged to play and see what happens.





Area of learning & Development / Activity	Pondy Maze	Painty-Print Tracks	Thinky Colourings In	Spot the Snails	Counting Song	Patterny Colourings In	Guess Who	Rainy Colourings In
Personal, social & emotional development								
Physical development								
Communication & language								
Literacy								
Mathematics								
Understanding the World								
Expressive Arts & Design								